

CHAMBERLIN-COURANT ON RESTRICTED DOMAINS

Neeldhara Misra

IIT Gandhinagar

RECENT TRENDS IN ALGORITHMS

NATIONAL INSTITUTE OF SCIENCE EDUCATION AND RESEARCH

THE STANDARD VOTING SETUP

THE STANDARD VOTING SETUP

and typical computational problems.

THE STANDARD VOTING SETUP

and typical computational problems.

SINGLE-PEAKED & SINGLE-CROSSING PREFERENCES

THE STANDARD VOTING SETUP

and typical computational problems.

SINGLE-PEAKED & SINGLE-CROSSING PREFERENCES

...better winner determination, greater resilience to manipulation, etc.

THE STANDARD VOTING SETUP

and typical computational problems.

SINGLE-PEAKED & SINGLE-CROSSING PREFERENCES

...better winner determination, greater resilience to manipulation, etc.

ALMOST SPECIAL

THE STANDARD VOTING SETUP

and typical computational problems.

SINGLE-PEAKED & SINGLE-CROSSING PREFERENCES

...better winner determination, greater resilience to manipulation, etc.

ALMOST SPECIAL

Getting realistic about domain restrictions.

THE STANDARD VOTING SETUP

and typical computational problems.

SINGLE-PEAKED & SINGLE-CROSSING PREFERENCES

...better winner determination, greater resilience to manipulation, etc.

ALMOST SPECIAL

Getting realistic about domain restrictions.

CONCLUDING REMARKS

THE STANDARD VOTING SETUP

and typical computational problems.

SINGLE-PEAKED & SINGLE-CROSSING PREFERENCES

...better winner determination, greater resilience to manipulation, etc.

ALMOST SPECIAL

Getting realistic about domain restrictions.

CONCLUDING REMARKS

Red flags and research directions.

THE STANDARD VOTING SETUP

THE STANDARD VOTING SETUP

and typical computational problems.



Candidates/Alternatives



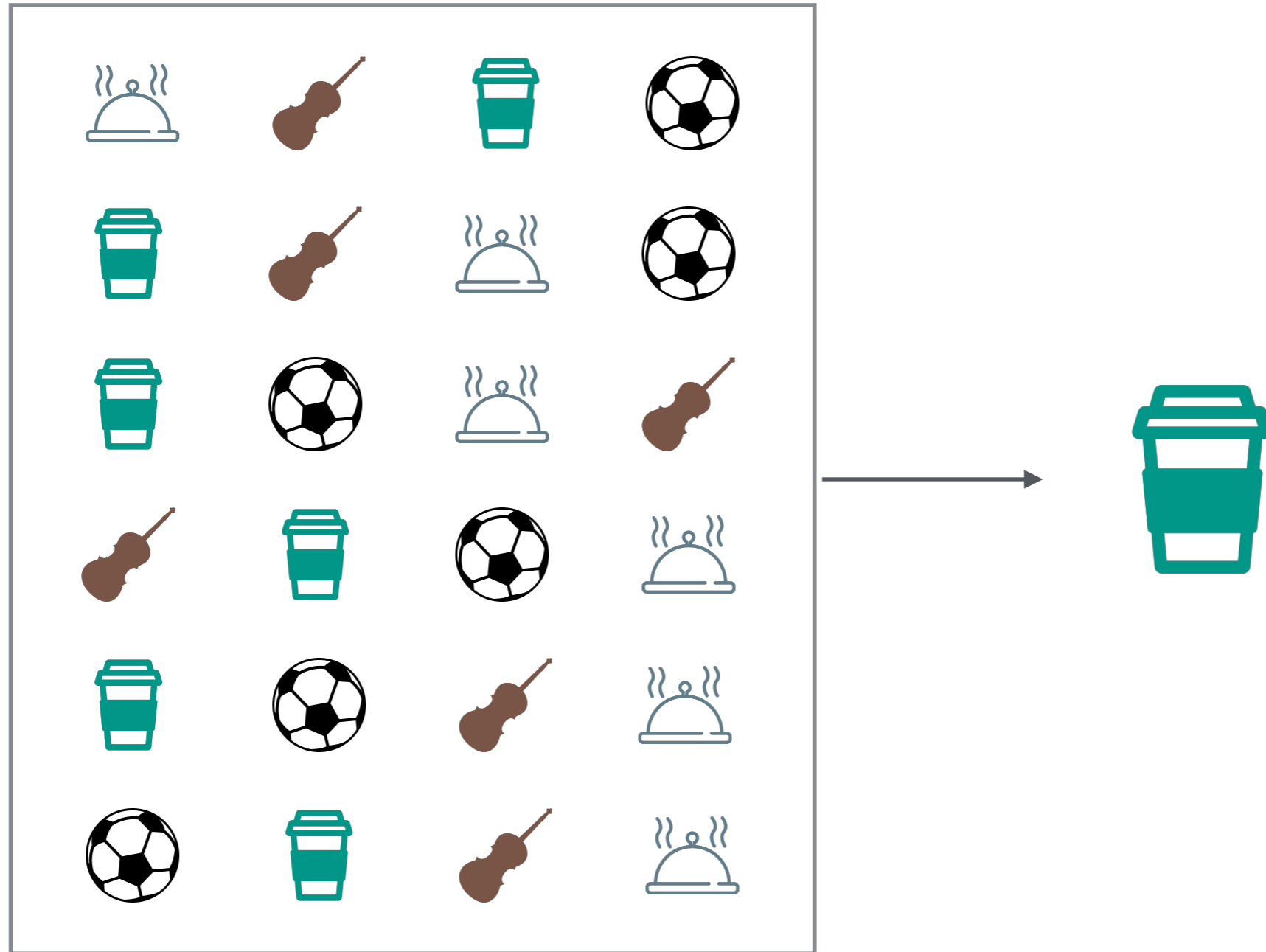
Voters express their preferences over alternatives
(here, as rankings).



Voters express their preferences over alternatives
(could also be approval ballots).



Social Choice Functions





Social Welfare Functions





Multiwinner Voting Rules





Typical problems



Typical problems

What's the “best” alternative?



Typical problems

What's the “best” alternative?

What ranking most closely reflects the overall “societal” opinion?



Typical problems

What's the “best” alternative?

What ranking most closely reflects the overall “societal” opinion?

Do voters have incentives to lie about their preferences?



Typical problems

What's the “best” alternative?

What ranking most closely reflects the overall “societal” opinion?

Do voters have incentives to lie about their preferences?

How does the removal or duplication of an alternative affect the outcome?



Typical problems

Winner Determination

What's the “best” alternative?

What ranking most closely reflects the overall “societal” opinion?

Do voters have incentives to lie about their preferences?

How does the removal or duplication of an alternative affect the outcome?



Typical problems

Winner Determination

What's the "best" alternative?

Preference Aggregation

What ranking most closely reflects the overall "societal" opinion?

Do voters have incentives to lie about their preferences?

How does the removal or duplication of an alternative affect the outcome?



Typical problems

Winner Determination

What's the "best" alternative?

Preference Aggregation

What ranking most closely reflects the overall "societal" opinion?

Manipulation

Do voters have incentives to lie about their preferences?

How does the removal or duplication of an alternative affect the outcome?



Typical problems

Winner Determination

What's the “best” alternative?

Preference Aggregation

What ranking most closely reflects the overall “societal” opinion?

Manipulation

Do voters have incentives to lie about their preferences?

Control

How does the removal or duplication of an alternative affect the outcome?

VOTING RULES


Some Examples

VOTING RULES

Plurality








(Plurality)





(Plurality)



The plurality winner can also be among the least popular options.



We say that a voter (or a group of voters) can **manipulate** if they can obtain a more desirable outcome by misreporting their preferences.



(Plurality)






(Plurality)





(Plurality)





(Plurality)



This scheme is intended
only for honest men.

Borda

VOTING RULES

STV









VOTING RULES

Condorcet










An alternative that beats all the others in pairwise comparisons.



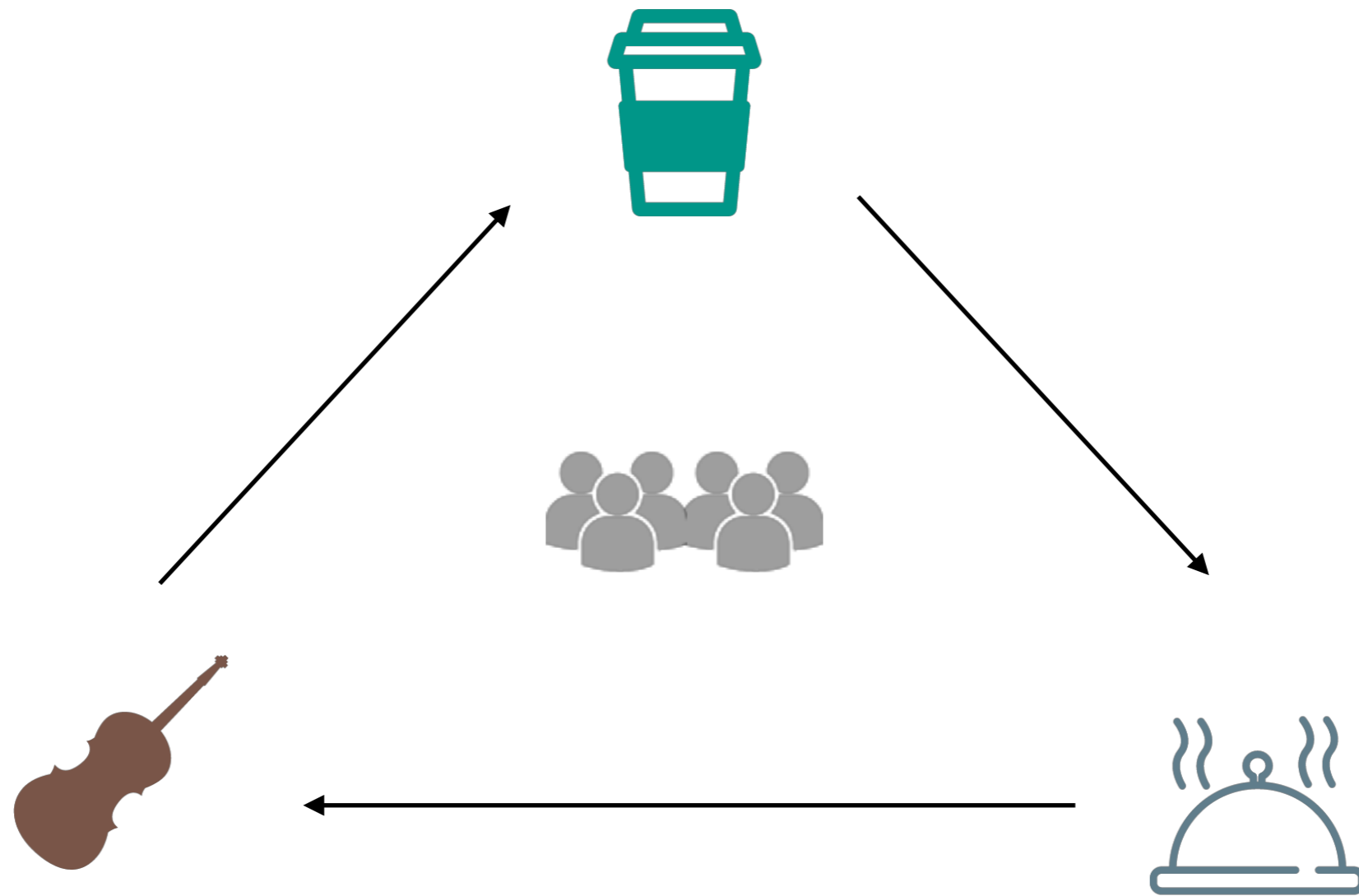
An alternative that beats all the others in pairwise comparisons.



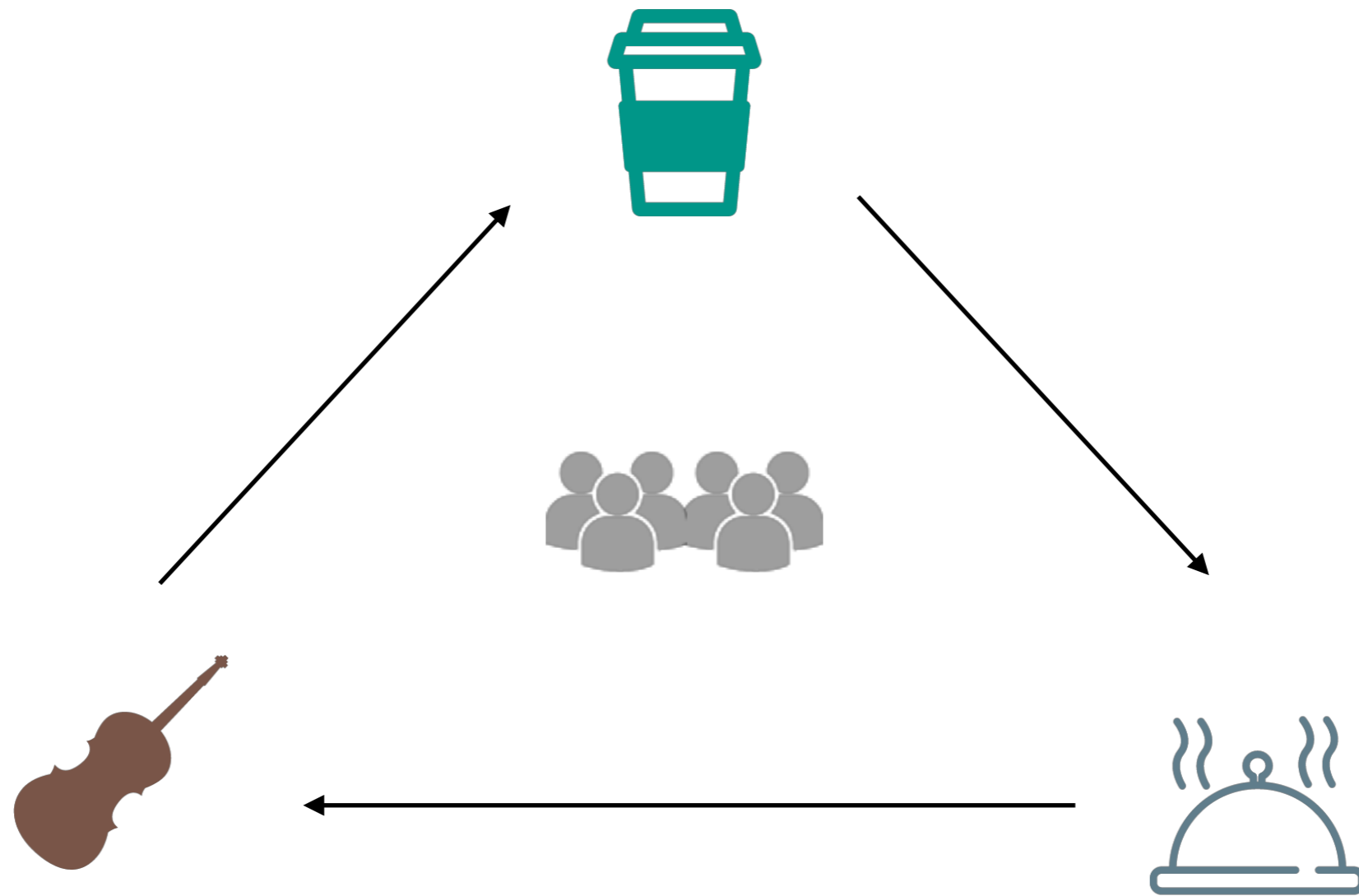
An alternative that beats all the others in pairwise comparisons.



An alternative that beats all the others in pairwise comparisons.



An alternative that beats all the others in pairwise comparisons.



may not exist!

VOTING RULES

Dodgson

Dodgson



Dodgson



Dodgson

Dodgson score of c

Smallest #of swaps needed to
make c a Condorcet winner.

Preference Aggregation

VOTING RULES

Kemeny

Kemeny



Kemeny

Kemeny score of a ranking

Sum of **pairwise agreements**
across all votes.

Multiwinner

VOTING RULES

Chamberlin-Courant

Chamberlin-Courant


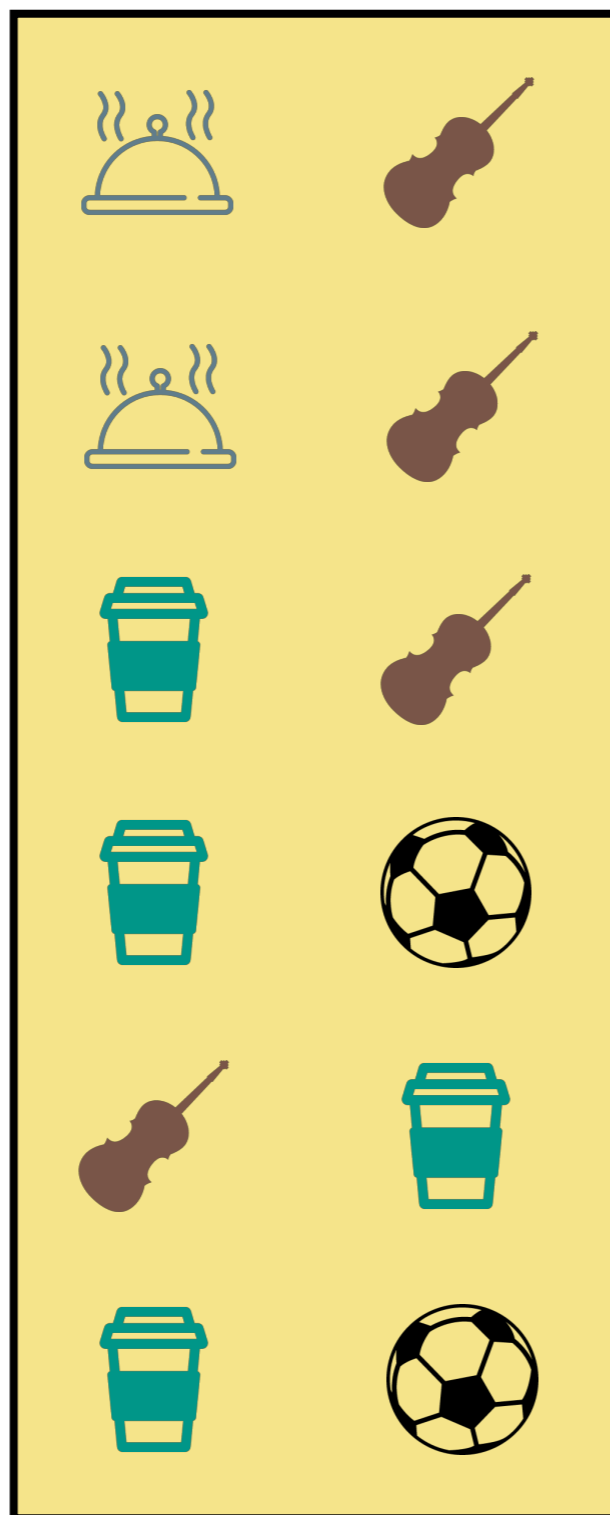
Chamberlin-Courant



Chamberlin-Courant



Chamberlin-Courant



CHAMBERLIN-COURANT

CC-score score of a committee:

maximum **dissatisfaction**
across all votes.

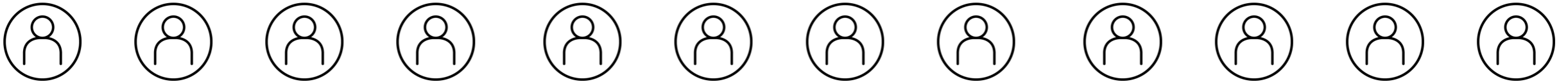
CHAMBERLIN-COURANT

CC-score score of a committee:

maximum **dissatisfaction**
across all votes.

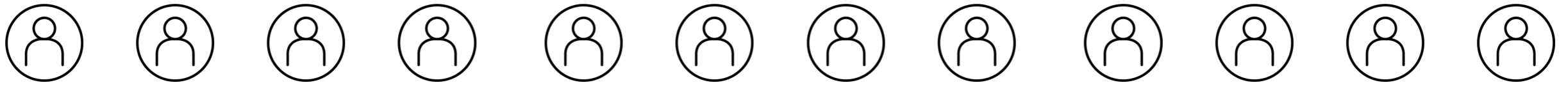
More precisely...

Voters



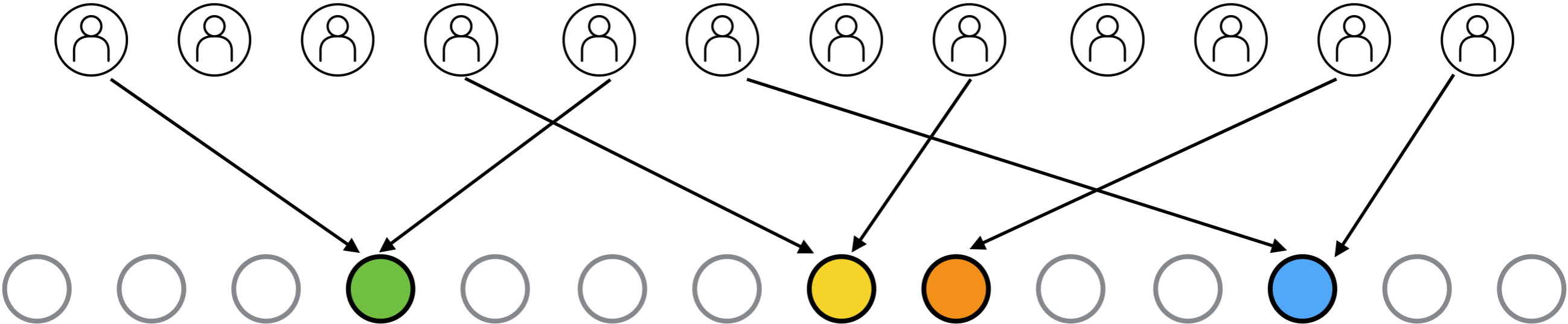
Candidates

Voters

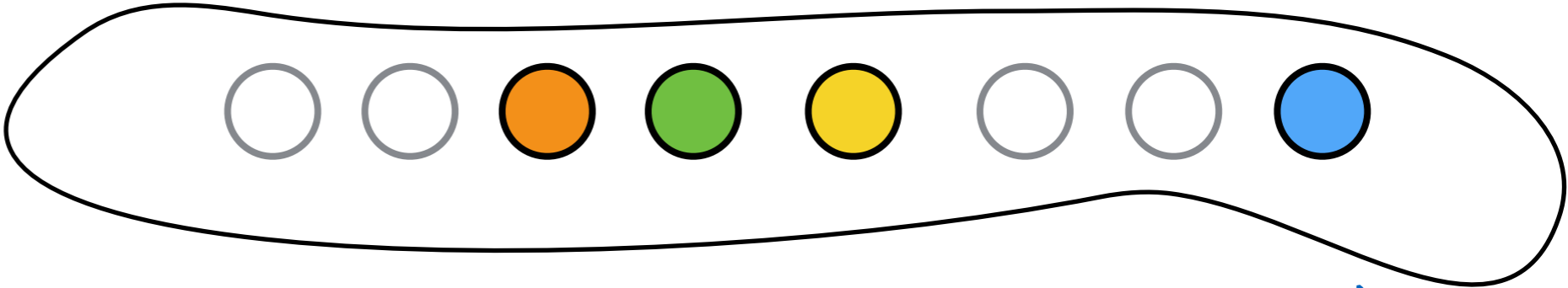


Candidates


Voters



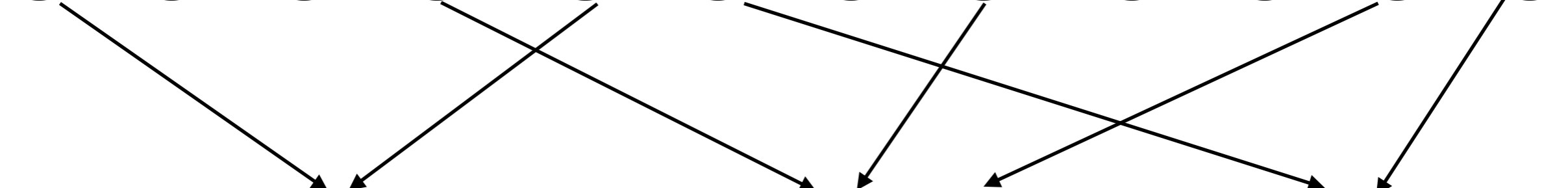
Candidates

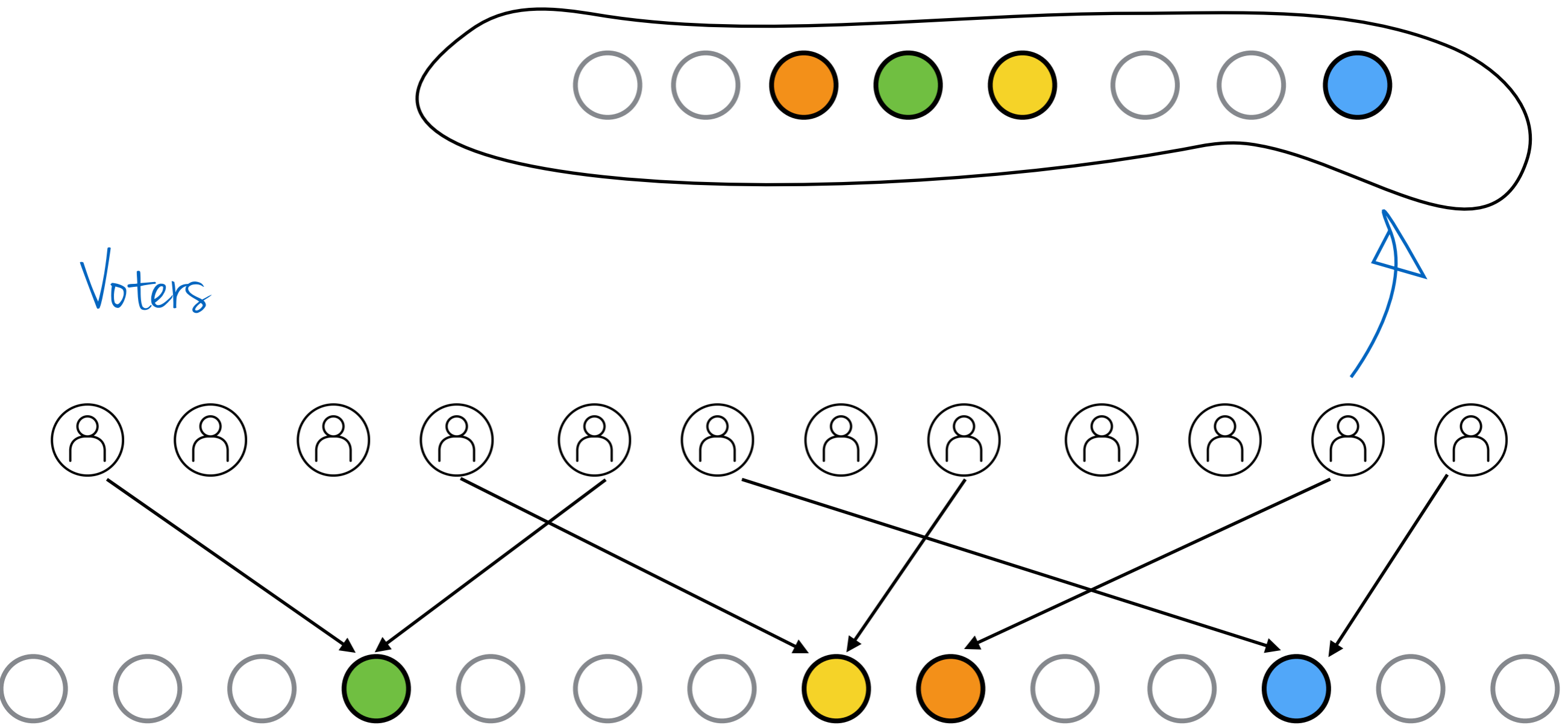


Voters



Candidates





Voters

Candidates


dissatisfaction of voter v =
 rank of best candidate from the committee in his vote

SINGLE-PEAKED & SINGLE-CROSSING PREFERENCES

...better winner determination, greater resilience to manipulation, etc.

SINGLE PEAKED PREFERENCES

Definition



The Theory of Committees and Elections.
Black, D., New York: Cambridge University Press, 1958

A

B

C

D

E

F

G



Left

Center

Right

A

B

C

D

E

F

G



Left

Center

Right

A

B

C

D

E

F

G



Left

Center

Right

E

D

C

F

G

B

A

A

B

C

D

E

F

G



Left

Center

Right

E

D

C

F

G

B

A

E

D

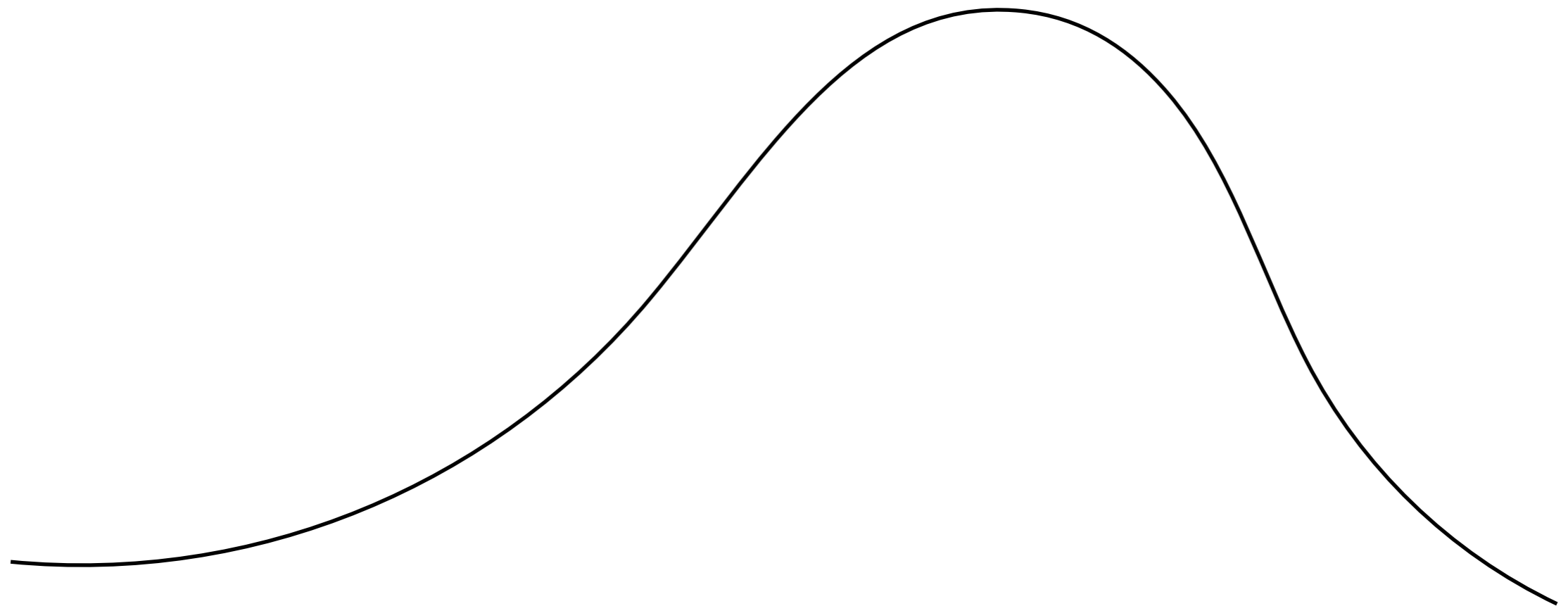
F

C

B

G

A



A B C D E F G



Left

Center

Right

A

B

C

D

E

F

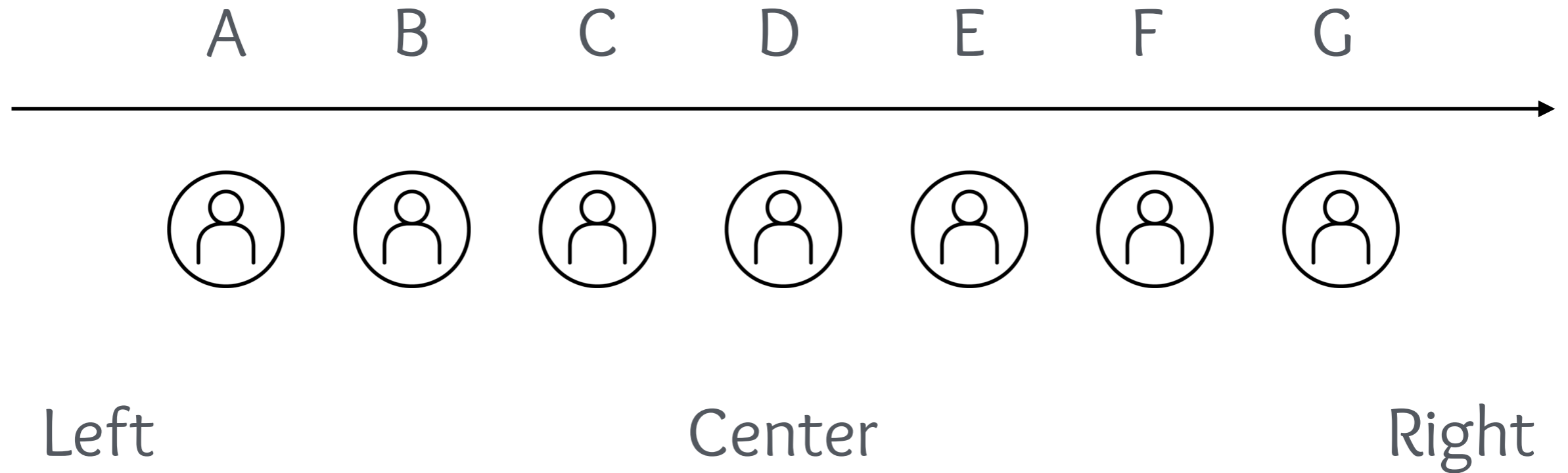
G



Left

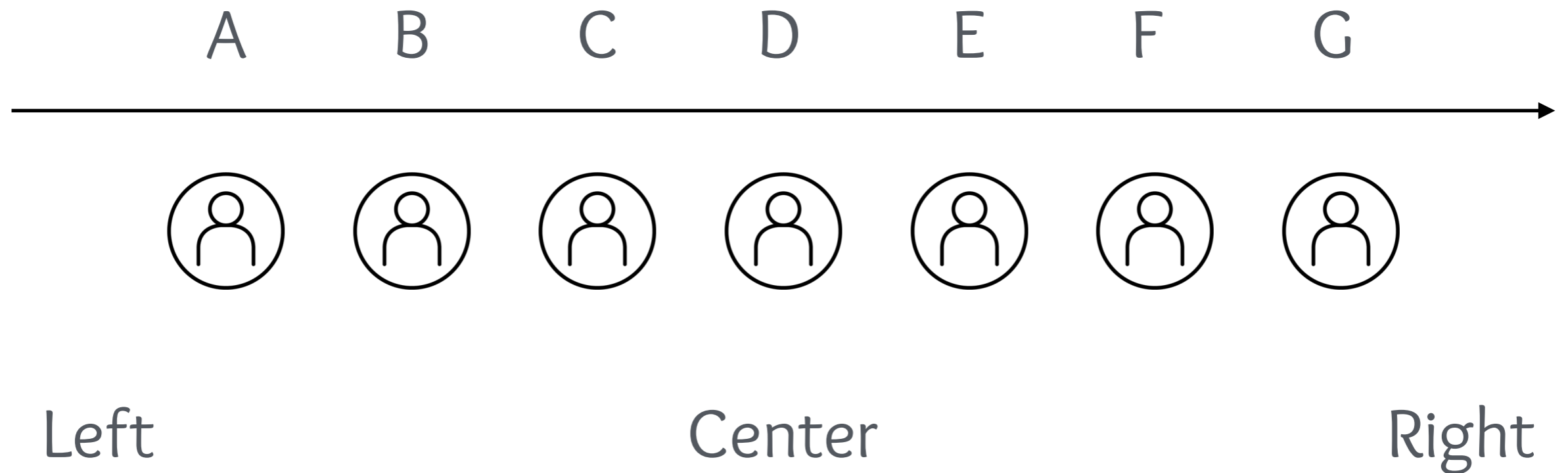
Center

Right



If an agent with single-peaked preferences prefers x to y , one of the following must be true:

- x is the agent's peak,
- x and y are on opposite sides of the agent's peak, or
- x is closer to the peak than y .




The notion is popular for several reasons:

- No Condorcet Cycles.
- No incentive for an agent to misreport its preferences.
- Identifiable in polynomial time.
- Reasonable (?) model of actual elections.

SINGLE PEAKED PREFERENCES

Strategyproofness



The Theory of Committees and Elections.
Black, D., New York: Cambridge University Press, 1958

A

B

C

D

E

F

G



A

B


C

D

E

F

G



A

B

C


D

E

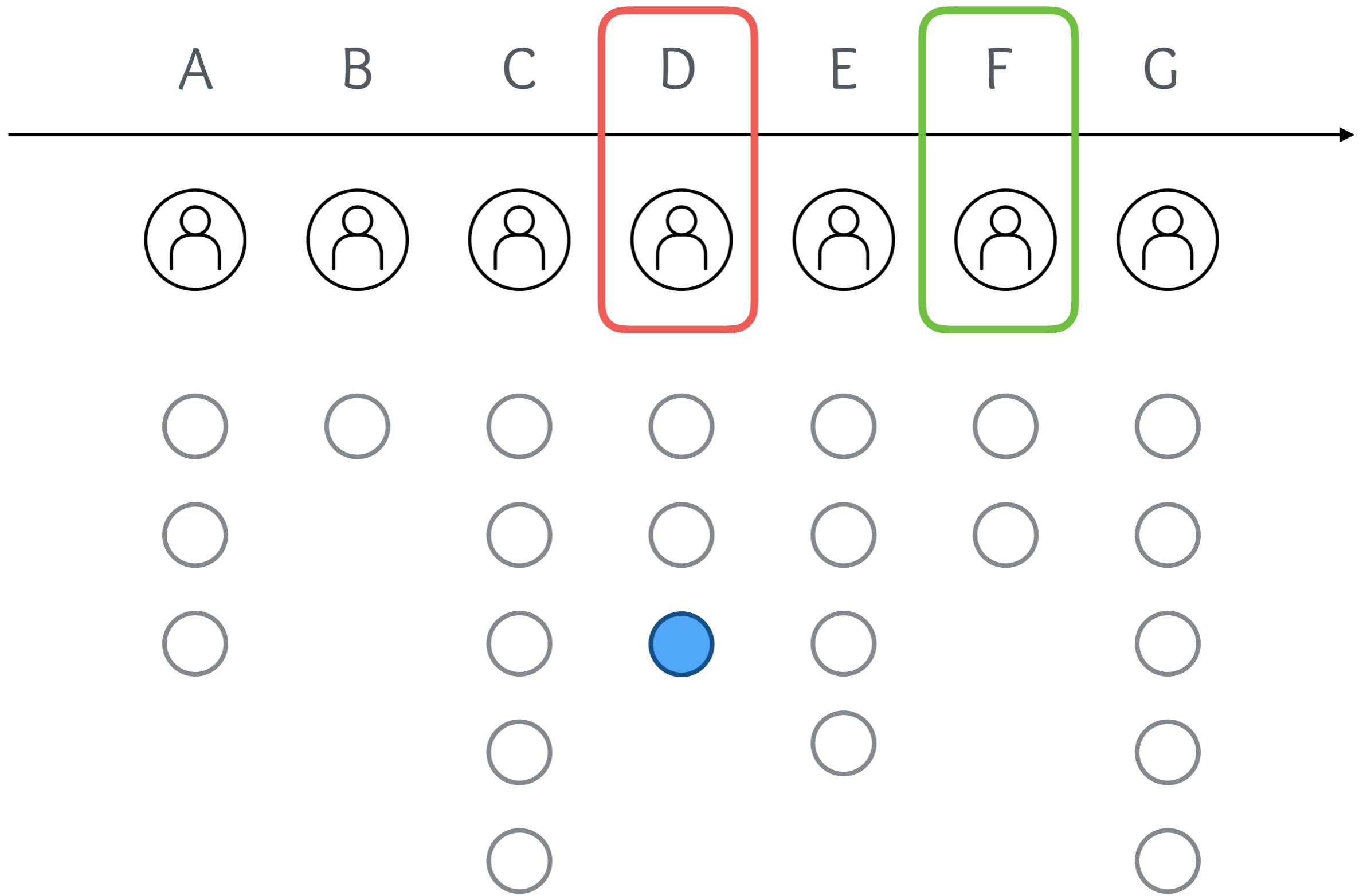
F

G

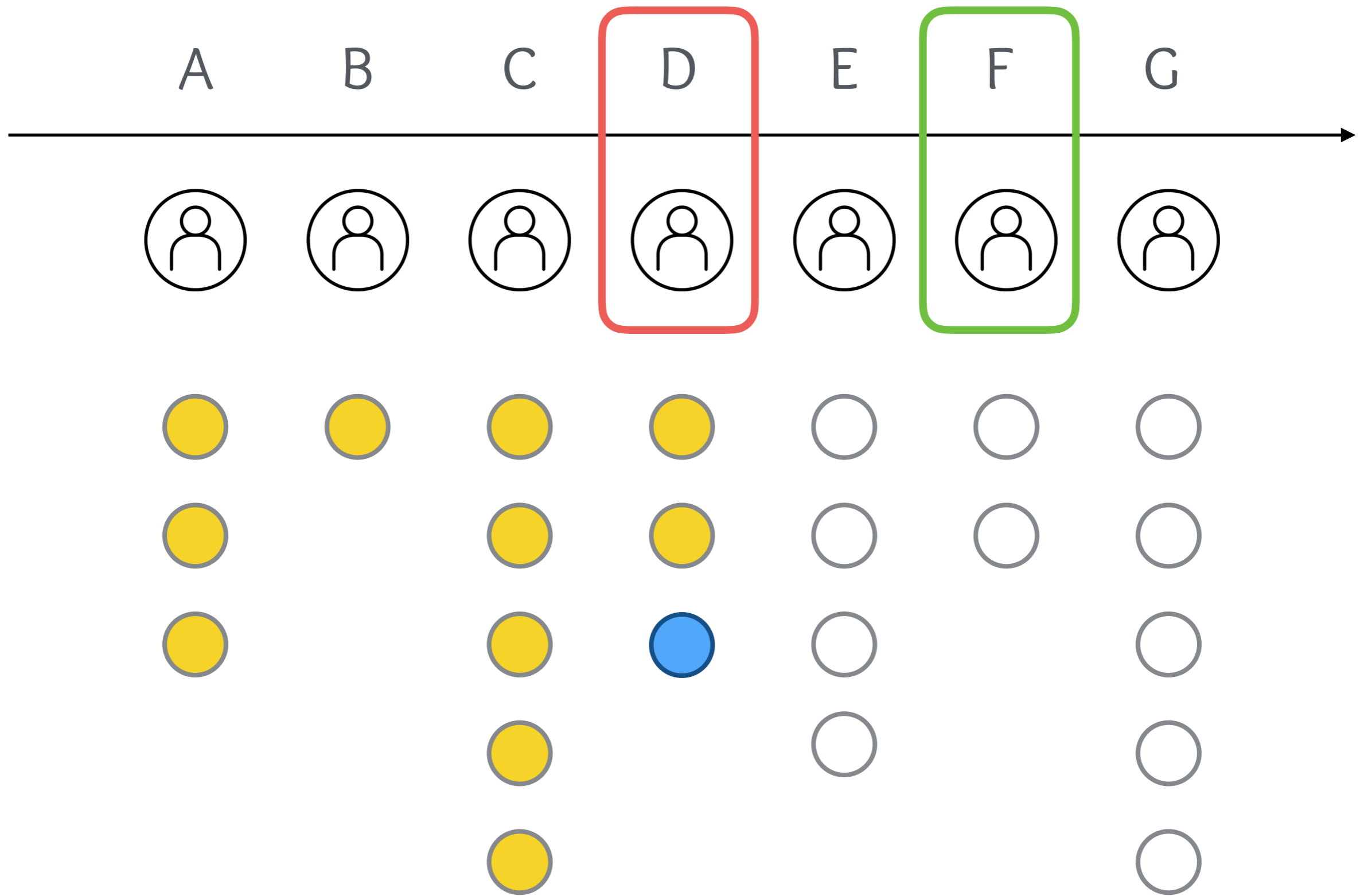




Claim: D beats all other candidates in pairwise elections.



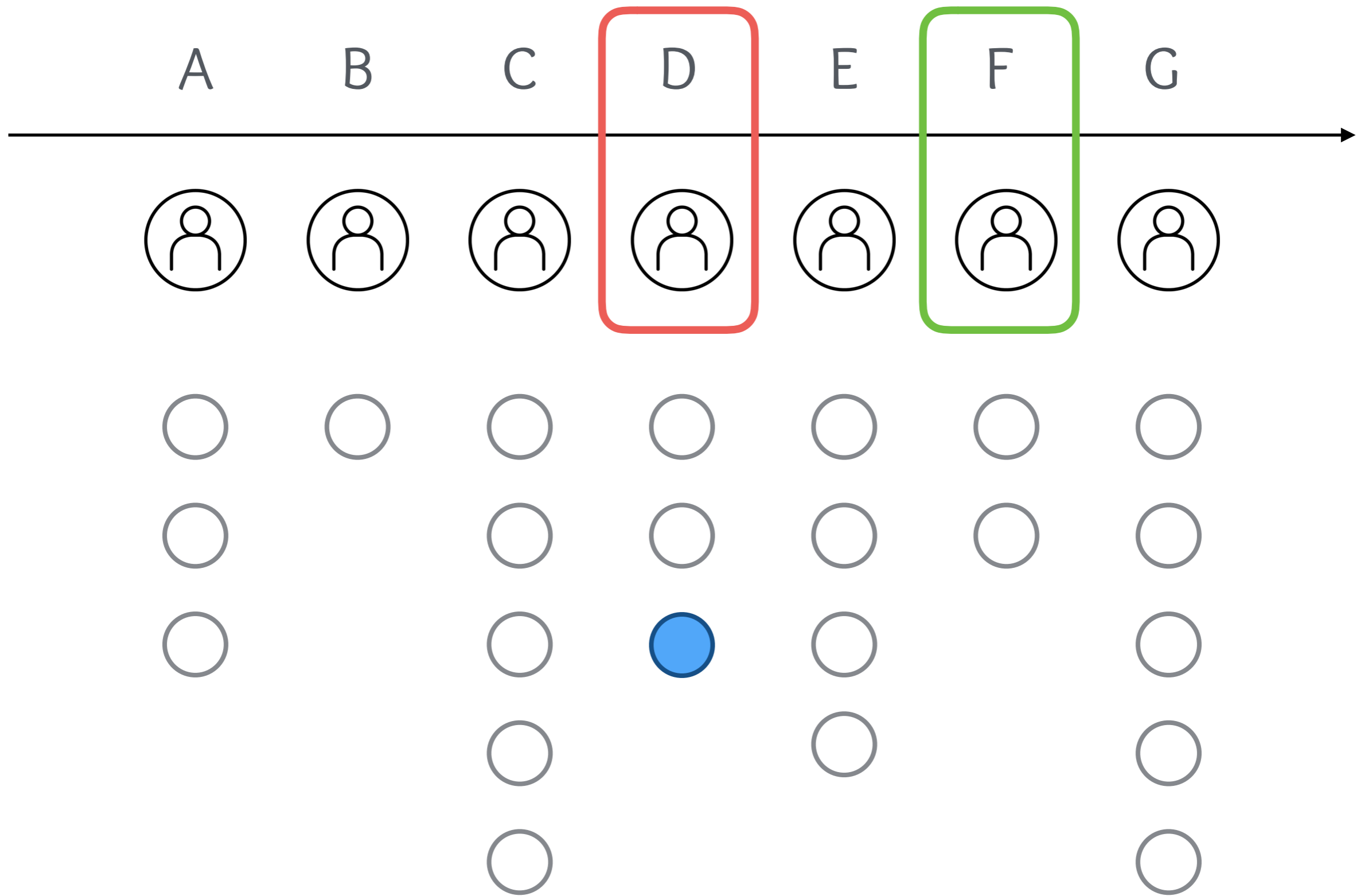
Claim: D beats all other candidates in pairwise elections.



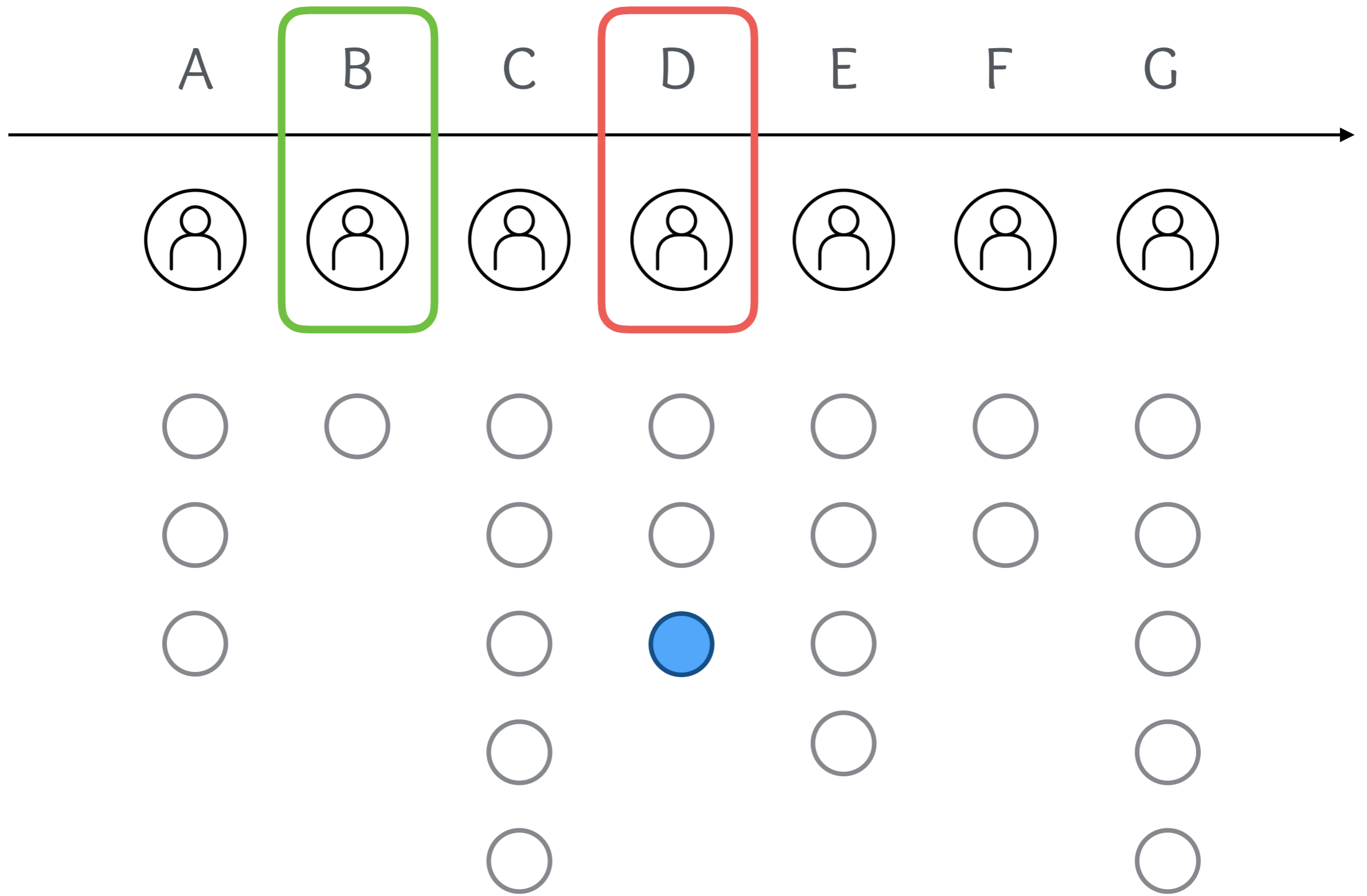
Claim: D beats all other candidates in pairwise elections.



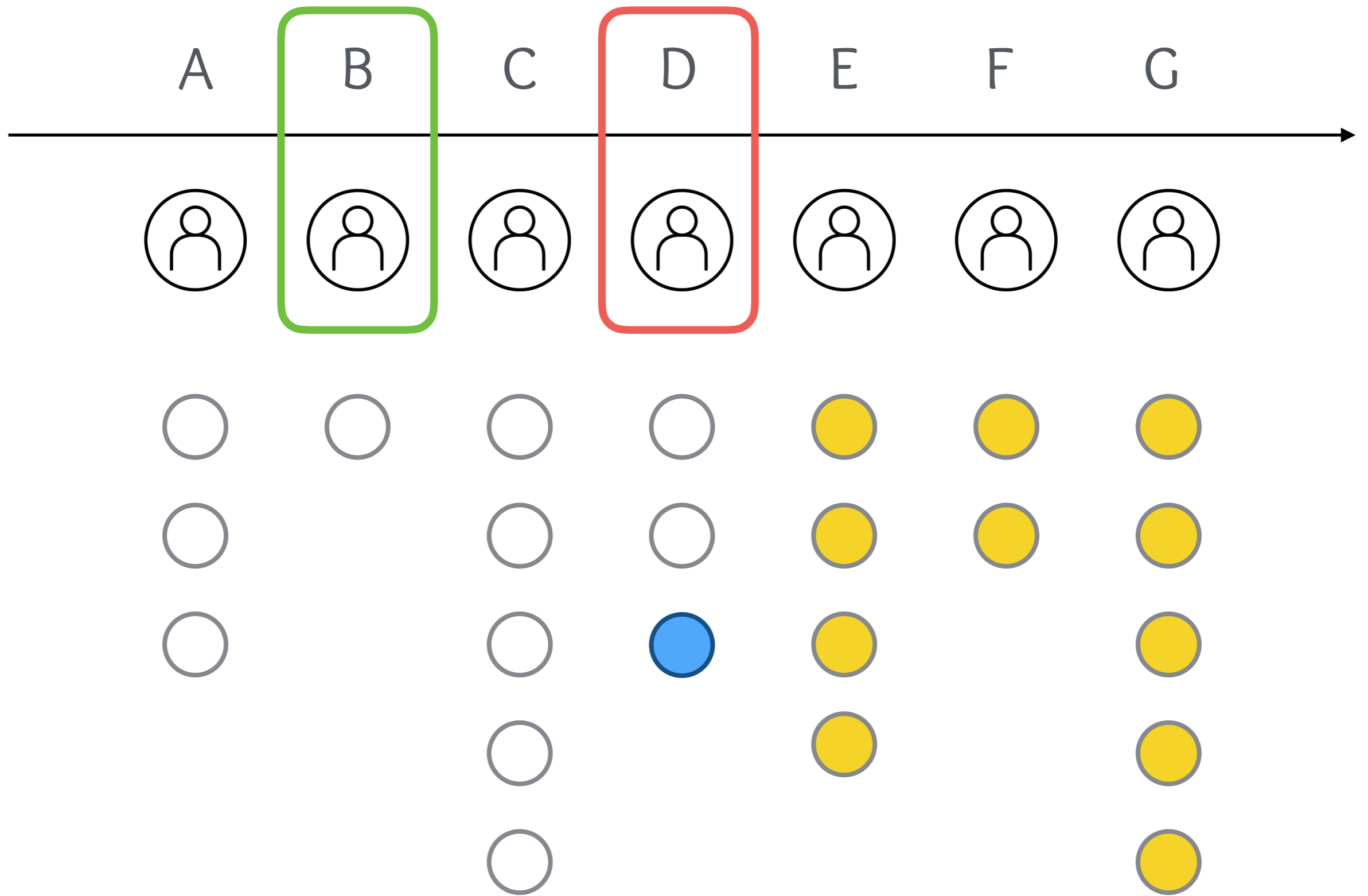
Claim: D beats all other candidates in pairwise elections.



Claim: D beats all other candidates in pairwise elections.



Claim: D beats all other candidates in pairwise elections.

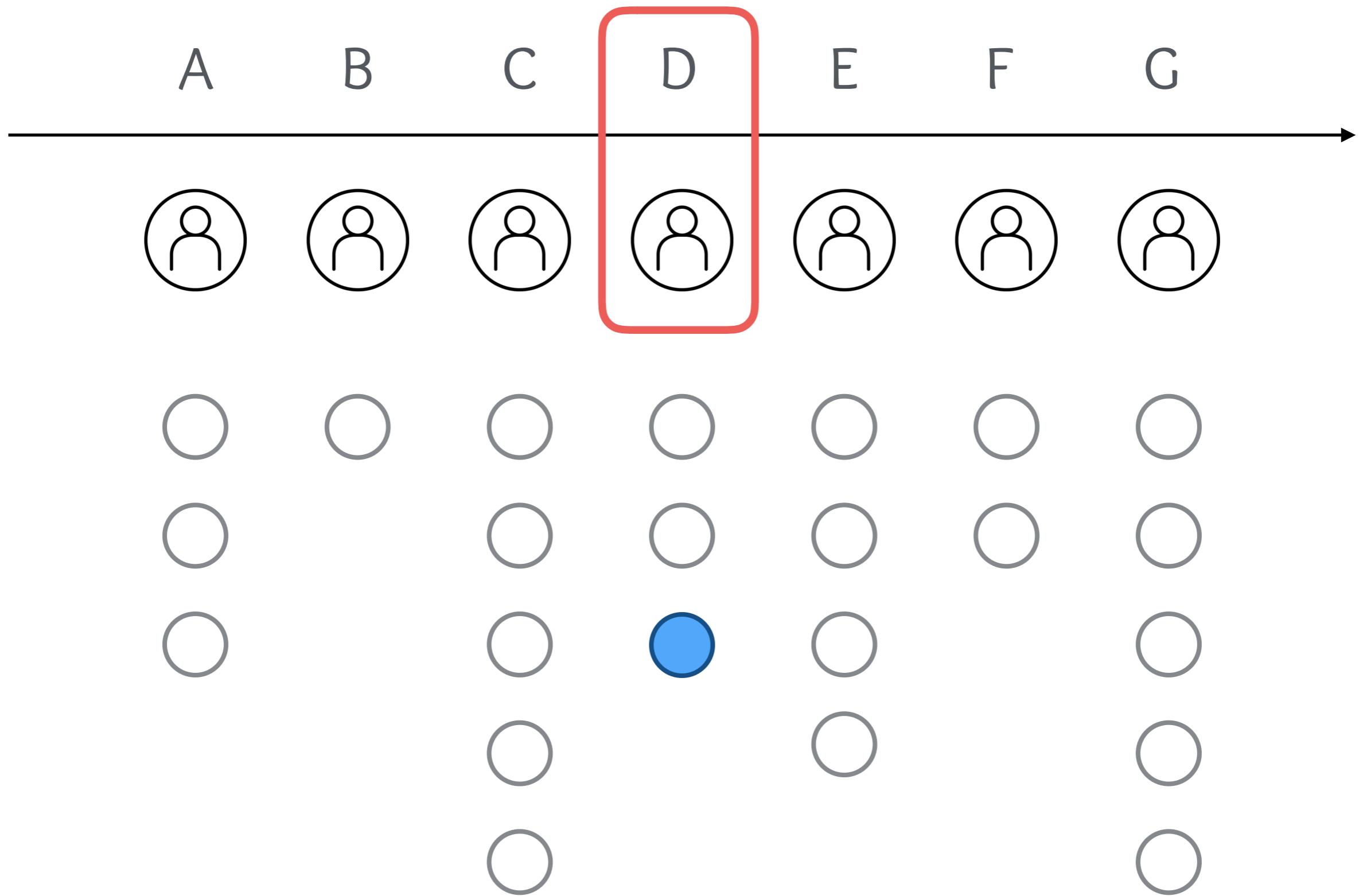


Claim: D beats all other candidates in pairwise elections.

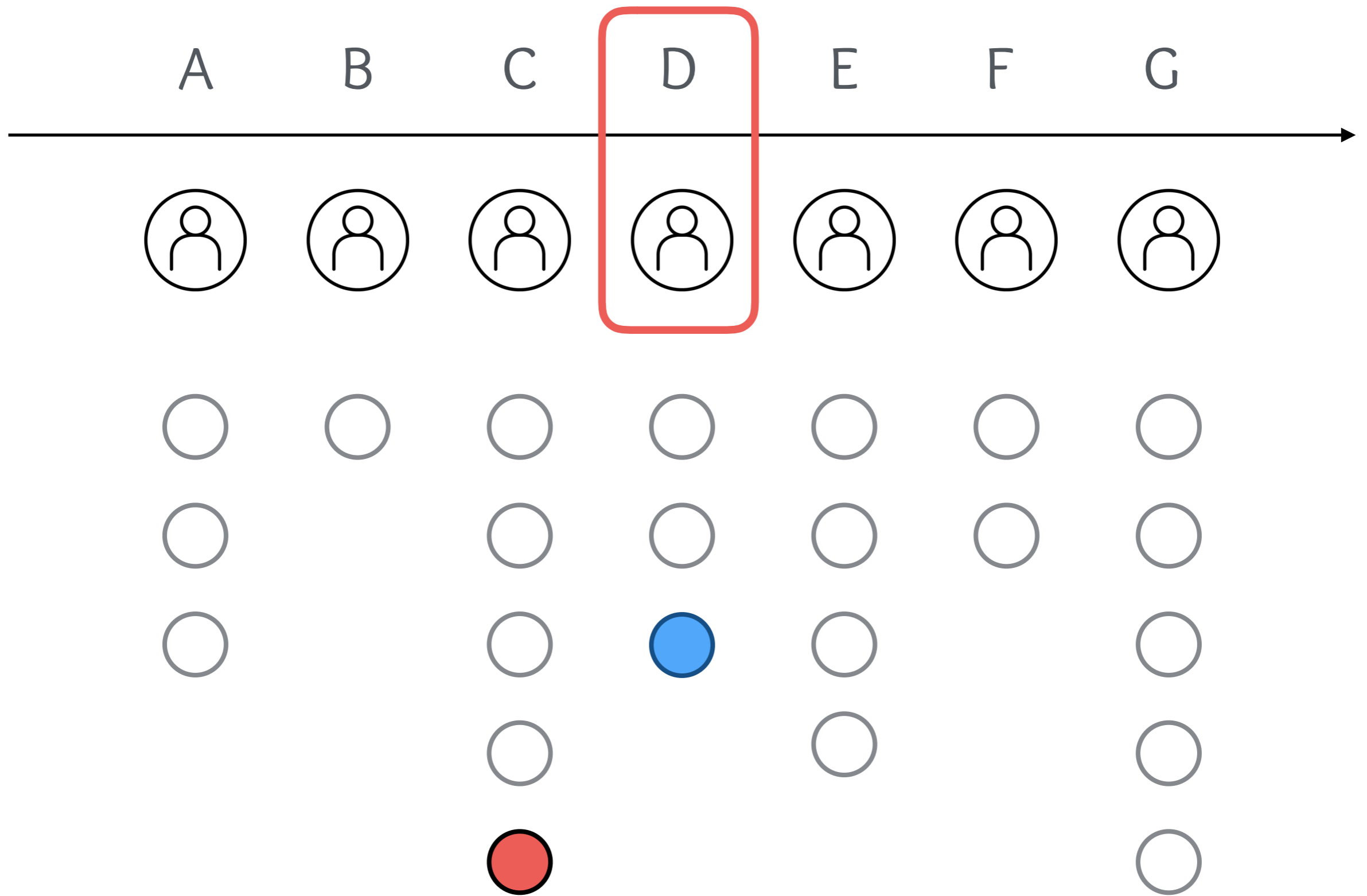


*(Peak to the right of D,
B further than D)*

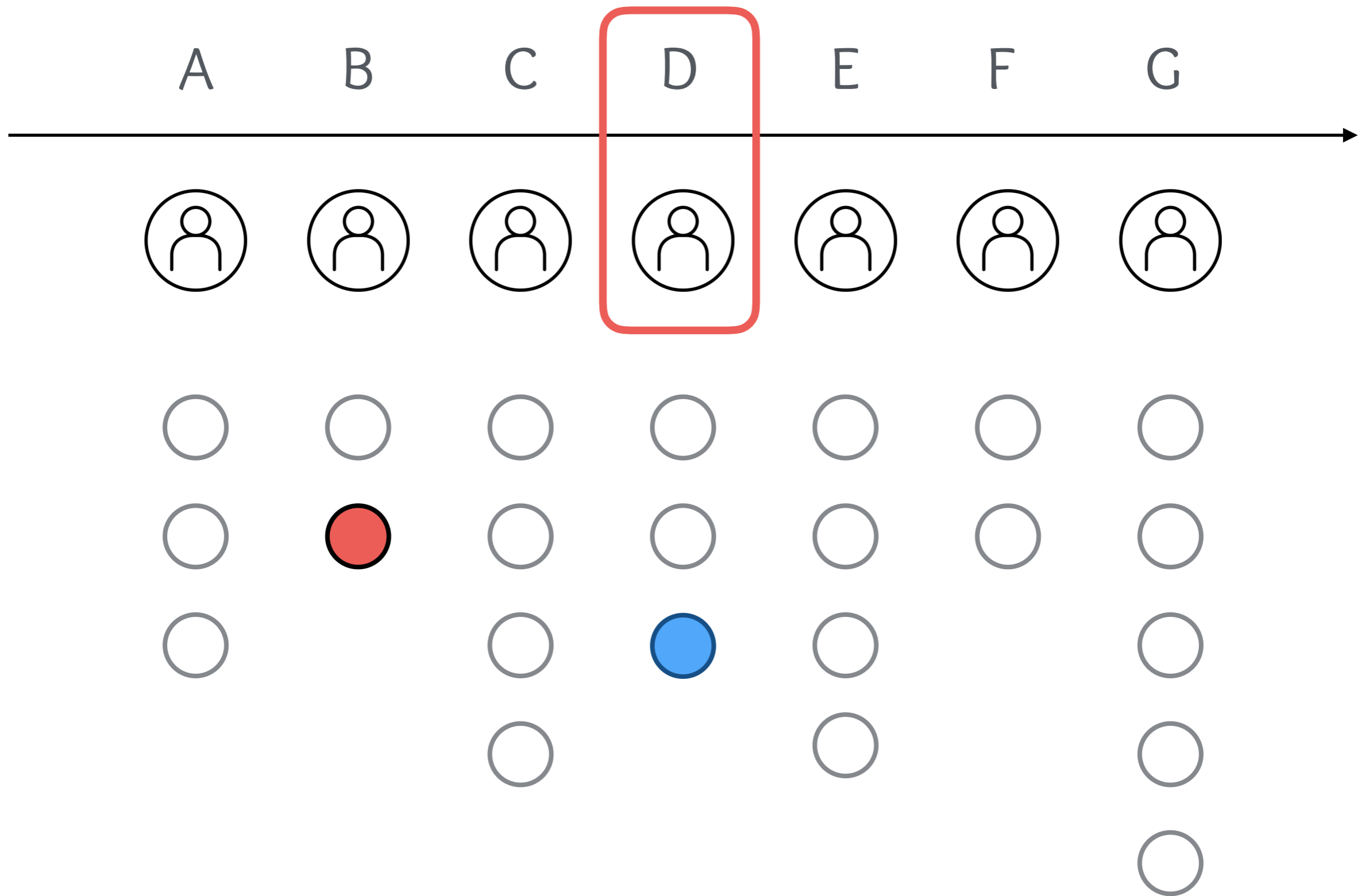
Claim: D beats all other candidates in pairwise elections.




Claim: Choosing D also leaves nobody with any incentive to manipulate.



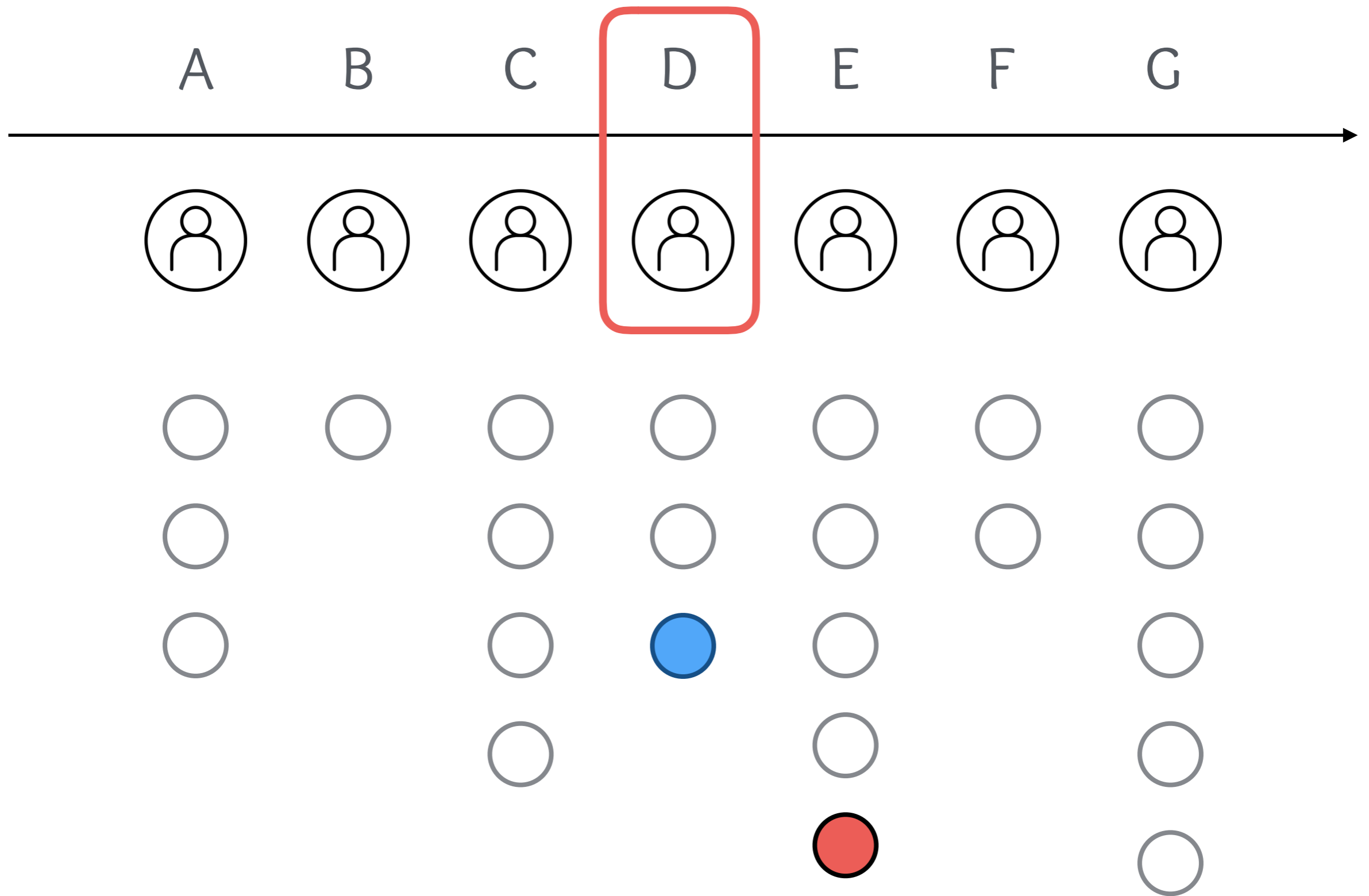
Claim: Choosing D also leaves nobody with any incentive to manipulate.



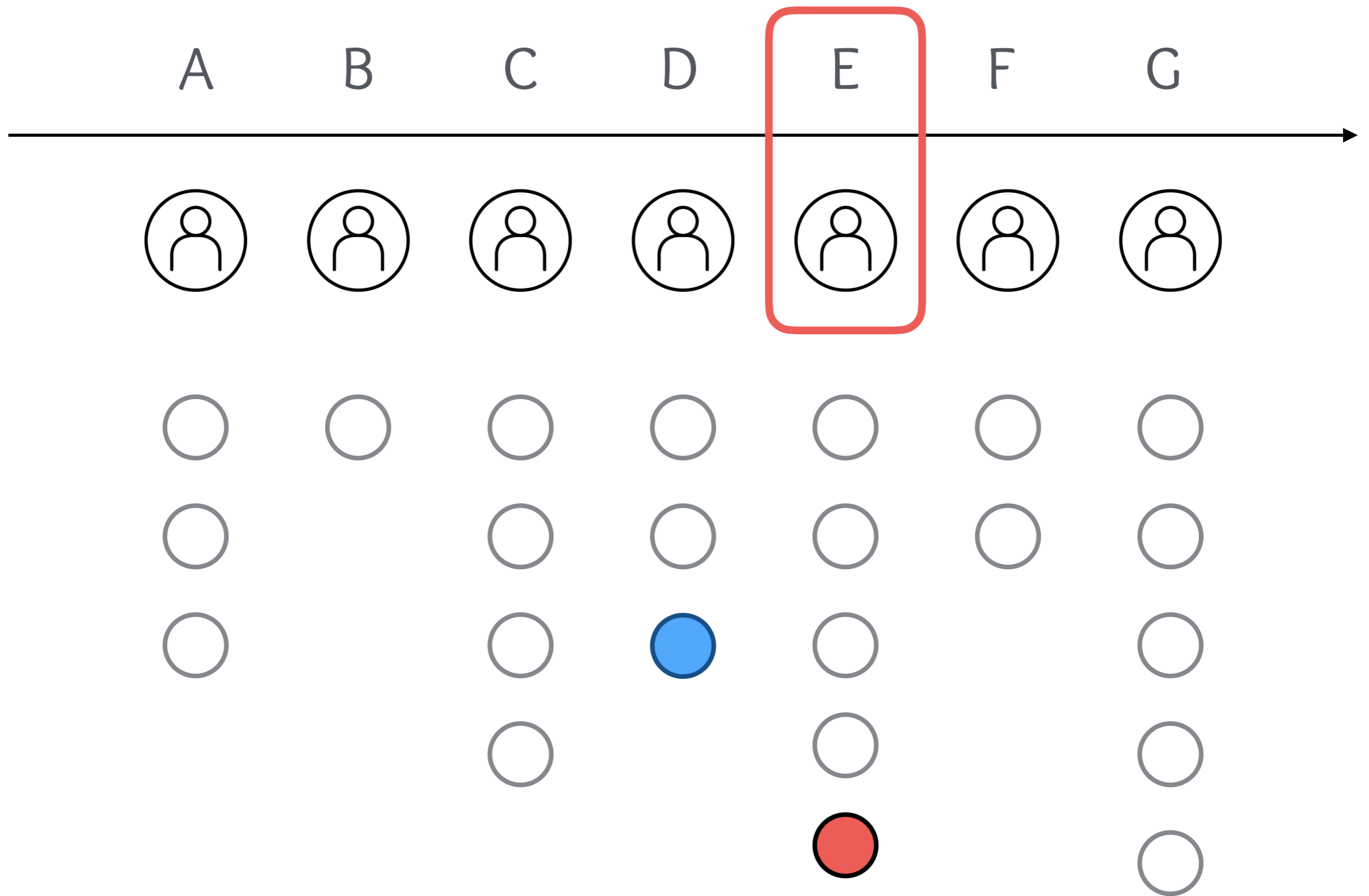
Claim: Choosing D also leaves nobody with any incentive to manipulate.



Claim: Choosing D also leaves nobody with any incentive to manipulate.



Claim: Choosing D also leaves nobody with any incentive to manipulate.



Claim: Choosing D also leaves nobody with any incentive to manipulate.

SINGLE PEAKED PREFERENCES

Chamberlin-Courant

N. Betzler, A. Slinko, and J. Uhlmann. On the computation of fully proportional representation. *Journal of Artificial Intelligence Research*, 47(1):475–519, 2013.

A

B

C

D

E

F

G



A

B

C

D

E

F

G



A

B


C

D

E

F

G



A

B



C

D

E

F

G



A

B




C

D

E

F

G



A

B





C

D

E

F

G



A

B





C

D

E

F

G



Determining the winner reduces to stabbing a set of intervals with k lines.

SINGLE CROSSING PREFERENCES

Definition

A profile is **single-crossing** if it admits an ordering of the voters such that for every pair of candidates (a,b) , either:

- a) all voters who prefer a over b appear before all voters who prefer b over a , or,
- b) all voters who prefer a over b appear after all voters who prefer b over a , or,





The notion is popular for several reasons:

- No Condorcet Cycles.
- Identifiable in polynomial time.
- Reasonable (?) model of actual elections.

SINGLE CROSSING PREFERENCES

Chamberlin-Courant

The Complexity of Fully Proportional Representation for Single-Crossing Electorates
Skowron, SAGT, 2013

Voters

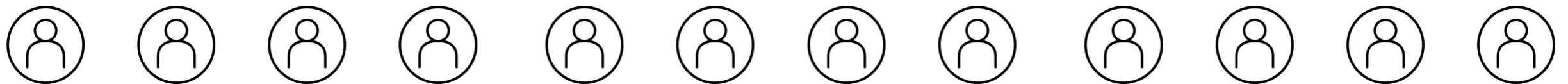


Candidates

dissatisfaction of voter v =
rank of best candidate in the committee in his vote

On single-crossing profiles, optimal CC solutions exhibit a “contiguous blocks property”.

Voters

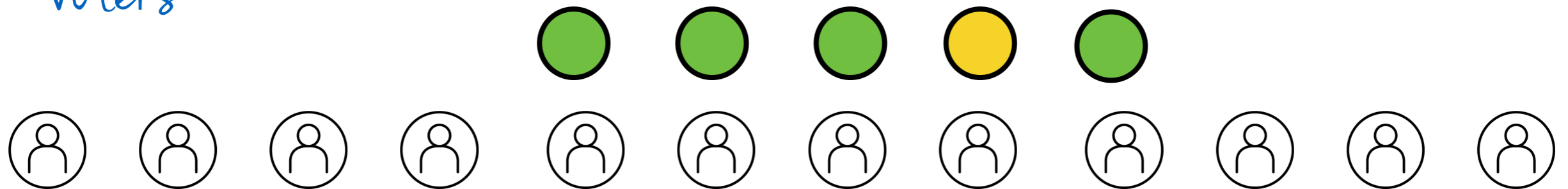


Candidates

dissatisfaction of voter v =
rank of best candidate in the committee in his vote

On single-crossing profiles, optimal CC solutions exhibit a “contiguous blocks property”.


Voters



Candidates

dissatisfaction of voter v =
rank of best candidate in the committee in his vote

On single-crossing profiles, optimal CC solutions exhibit a “contiguous blocks property”.



dissatisfaction of voter v =

rank of best candidate in the committee in his vote






$A[p,q,t]$:= best committee of size t
from the first p candidates,
accounting for the first q voters.



$A[p, q, \mathbf{t}] :=$ best committee of **size t**
from the first p candidates,
accounting for the first q voters.




$A[p,q,t]$:= best committee of size t
from the **first p candidates**,
accounting for the first q voters.

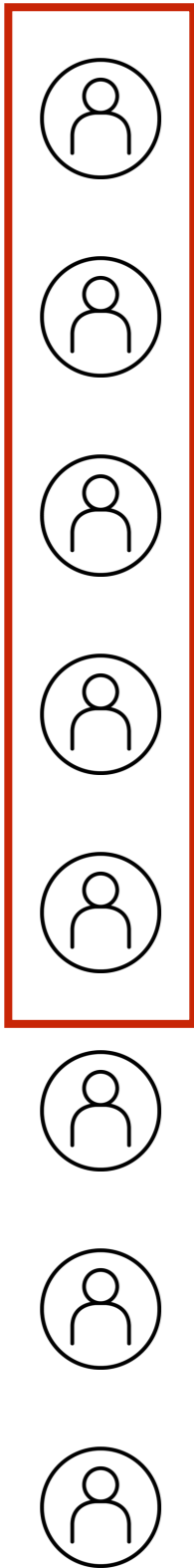



$A[p, \mathbf{q}, t]$:= best committee of size t
from the first p candidates,
accounting for **the first q voters**.

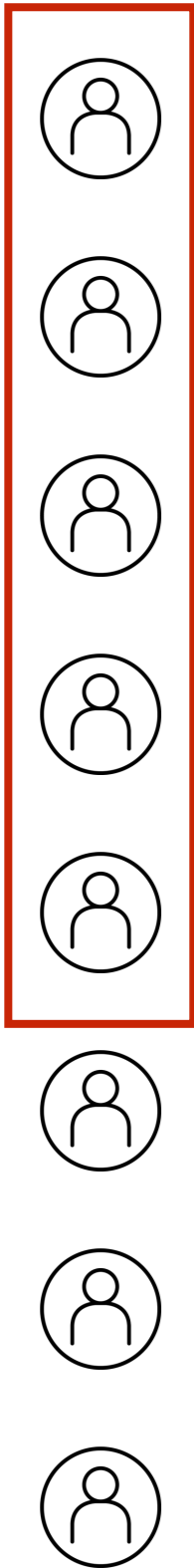





$A[p,q,t]$:= best committee of size t
from the first p candidates,
accounting for the first q voters.

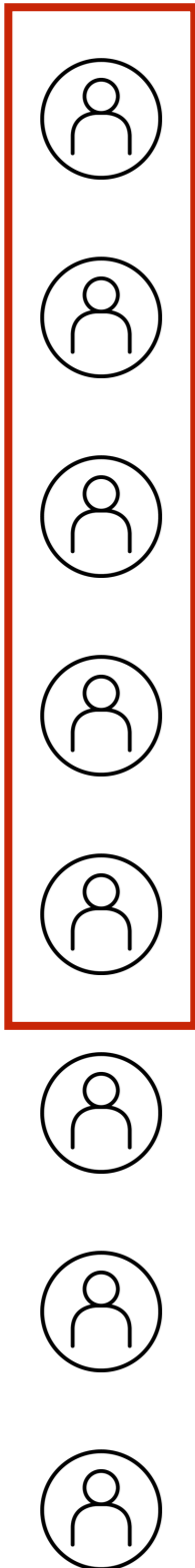



$A[p,q,t]$:= best committee of size t
from the first p candidates,
accounting for the first q voters.



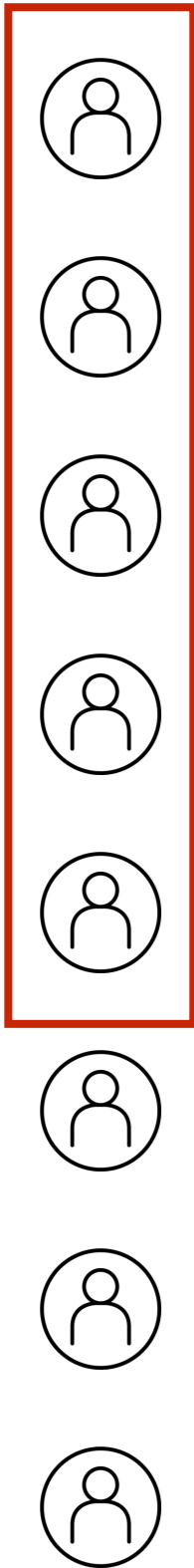

$A[p,q,t]$:= best committee of size t
from the first p candidates,
accounting for the first q voters.

(1) $A[p,q-1,t]$ - when c_q doesn't belong to OPT.



$A[p,q,t]$:= best committee of size t
from the first p candidates,
accounting for the first q voters.



(1) $A[p,q-1,t]$ - when c_q doesn't belong to OPT.



$A[p,q,t]$:= best committee of size t
from the first p candidates,
accounting for the first q voters.

(1) $A[p,q-1,t]$ - when c_q doesn't belong to OPT.

(2) $A[p-x,q-1,t-1]$ - when c_q does belong to OPT.





$A[p,q,t]$:= best committee of size t
 from the first p candidates,
 accounting for the first q voters.

(1) $A[p,q-1,t]$ - when c_q doesn't belong to OPT.

(2) $A[p-x,q-1,t-1]$ - when c_q does belong to OPT.

(Guess all possible choices for x .)



$A[p,q,t]$:= best committee of size t
 from the first p candidates,
 accounting for the first q voters.

Think { (1) $A[p,q-1,t]$ - when c_q doesn't belong to OPT.

(2) $A[p-x,q-1,t-1]$ - when c_q does belong to OPT.

(Guess all possible choices for x .) }

ALMOST SPECIAL

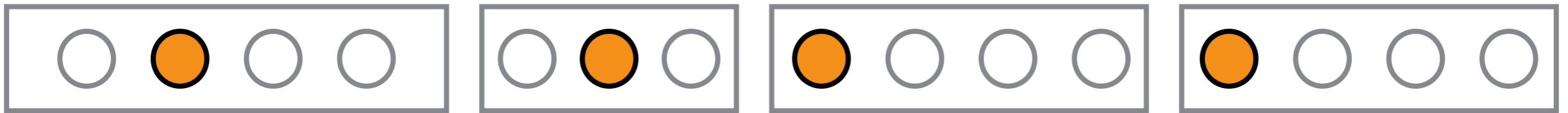
ALMOST SPECIAL

Getting realistic about domain restrictions.

The single-peaked and single-crossing domains have been generalised to notions of **single-peaked and single-crossing on trees**. The generalised domains continue to exhibit many of the nice properties we saw today.

Single-peaked orders on a tree, *Gabrielle Demange*,
Math. Soc. Sci, 3(4), 1982.

Generalizing the Single-Crossing Property on Lines and Trees to Intermediate Preferences on Median Graphs, *Clearwater, Puppe, and Slinko*, IJCAI 2015



The single-peaked and single-crossing domains have been generalised to notions of **single-peaked-width** and **single-crossing-width**.

Here, it is common that algorithms that work in the single-peaked or single-crossing settings can be generalised to profiles of width w at an expense that is exponential in w .

Profiles that are “close” to being single-peaked or single-crossing (closeness measured usually in terms of candidate or voter deletion) have also been studied.

It’s typically NP-complete to determine the optimal distance, but FPT and approximation algorithms are known.

On Detecting Nearly Structured Preference Profiles
Elkind and Lackner, AAI 2014

Computational aspects of nearly single-peaked electorates,
Erdélyi, Lackner, and Pfandler, AAI 2013

Are There Any Nicely Structured Preference Profiles Nearby?
Bredereck, Chen, and Woeginger, AAI 2013

Γ	VDEL		CDEL
	$k < n/2$	$k \geq n/2$	
Single-peaked / Single-caved	$\mathcal{O}^*(1.28^k)$	$\mathcal{O}^*(2.08^k)$	P
Single-crossing	P	P	$\mathcal{O}^*(5.07^k)$
Best-/Medium-/Worst-restricted	$\mathcal{O}^*(1.28^k)$	$\mathcal{O}^*(2.08^k)$	$\mathcal{O}^*(2.08^k)$
Value-restricted	$\mathcal{O}^*(2.08^k)$	$\mathcal{O}^*(2.08^k)$	$\mathcal{O}^*(2.08^k)$
Group-separable	$\mathcal{O}^*(1.28^k)$	$\mathcal{O}^*(2.08^k)$	$\mathcal{O}^*(3.15^k)$

Γ	VDEL	CDEL
Single-peaked / Single-caved	2	P
Single-crossing	P	6
Best-/Medium-/Worst-restricted	2	3
Value-restricted	3	3
Group-separable	2	4

Summary from:

On Detecting Nearly Structured Preference Profiles *Elkind and Lackner, AAAI 2014*

On profiles that are k candidates or k voters away from the single-peaked and single-crossing domains, CC admits efficient algorithms:

On profiles that are k candidates or k voters away from the single-peaked and single-crossing domains, CC admits efficient algorithms:

For profiles that are **k candidates away** from being single-peaked or single-crossing, we have algorithms whose running time is **FPT in k** .

On profiles that are k candidates or k voters away from the single-peaked and single-crossing domains, CC admits efficient algorithms:

For profiles that are **k voters away** from being single-peaked or single-crossing, we have algorithms that are **XP in k** .

One could also generalize SP/SC notions to profiles with multiple peaks/crossings, instances that can be partitioned into a small number of disjoint sub-instances which are themselves SP or SC, and so on.

One could also generalize SP/SC notions to profiles with multiple peaks/crossings, instances that can be partitioned into a small number of disjoint sub-instances which are themselves SP or SC, and so on.

Checklist of questions to ask when broadening a domain:

One could also generalize SP/SC notions to profiles with multiple peaks/crossings, instances that can be partitioned into a small number of disjoint sub-instances which are themselves SP or SC, and so on.

Checklist of questions to ask when broadening a domain:

(1) Efficient recognition.

One could also generalize SP/SC notions to profiles with multiple peaks/crossings, instances that can be partitioned into a small number of disjoint sub-instances which are themselves SP or SC, and so on.

Checklist of questions to ask when broadening a domain:

- (1) Efficient recognition.
- (2) Algorithmic utility.

One could also generalize SP/SC notions to profiles with multiple peaks/crossings, instances that can be partitioned into a small number of disjoint sub-instances which are themselves SP or SC, and so on.

Checklist of questions to ask when broadening a domain:

- (1) Efficient recognition.
- (2) Algorithmic utility.
- (3) Preservation of nice axiomatic properties.

CONCLUDING REMARKS

Red flags and research directions.

The Dark Side: Domain restrictions also have some side-effects: problems like manipulation, bribery, and so forth also become easy!

The Shield that Never Was: Societies with Single-Peaked Preferences are More Open to Manipulation and Control, *Faliszewski et al*; TARK 2009

Bypassing Combinatorial Protections: Polynomial-Time Algorithms for Single-Peaked Electorates, *Brandt et al*; AAI 2010

Directions for future work

Directions for future work

Parameterizing by “distance to tractability”.

Directions for future work

Parameterizing by “distance to tractability”.

Multidimensional domain restrictions.

Directions for future work

Parameterizing by “distance to tractability”.

Multidimensional domain restrictions.

Generalize structure in dichotomous preference domains to trichotomous and beyond.

Directions for future work

Parameterizing by “distance to tractability”.

Multidimensional domain restrictions.

Generalize structure in dichotomous preference domains to trichotomous and beyond.

Consider completely new domain restrictions.

Directions for future work

Parameterizing by “distance to tractability”.

Multidimensional domain restrictions.

Generalize structure in dichotomous preference domains to trichotomous and beyond.

Consider completely new domain restrictions.

Investigate the impact of structured preferences in other settings: matchings and fair division.

THANK YOU!

The Handbook of Computational Social Choice,
Brandt, Conitzer, Endriss, Lang and Procaccia; 2016

Structured preferences.
Elkind, Lackner, and Peters — Trends in Computational Social Choice; (2017): 187-207.